


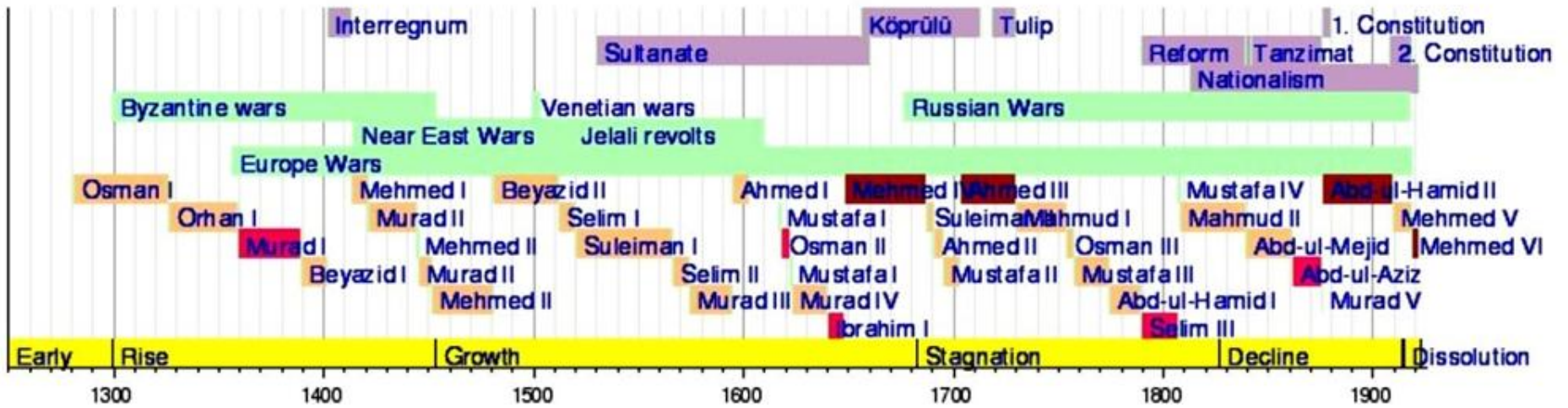


The Ottoman Empire - Balkan Wars

[TransAnatolie](#)







Greatest extent of Ottoman Empire (1683)

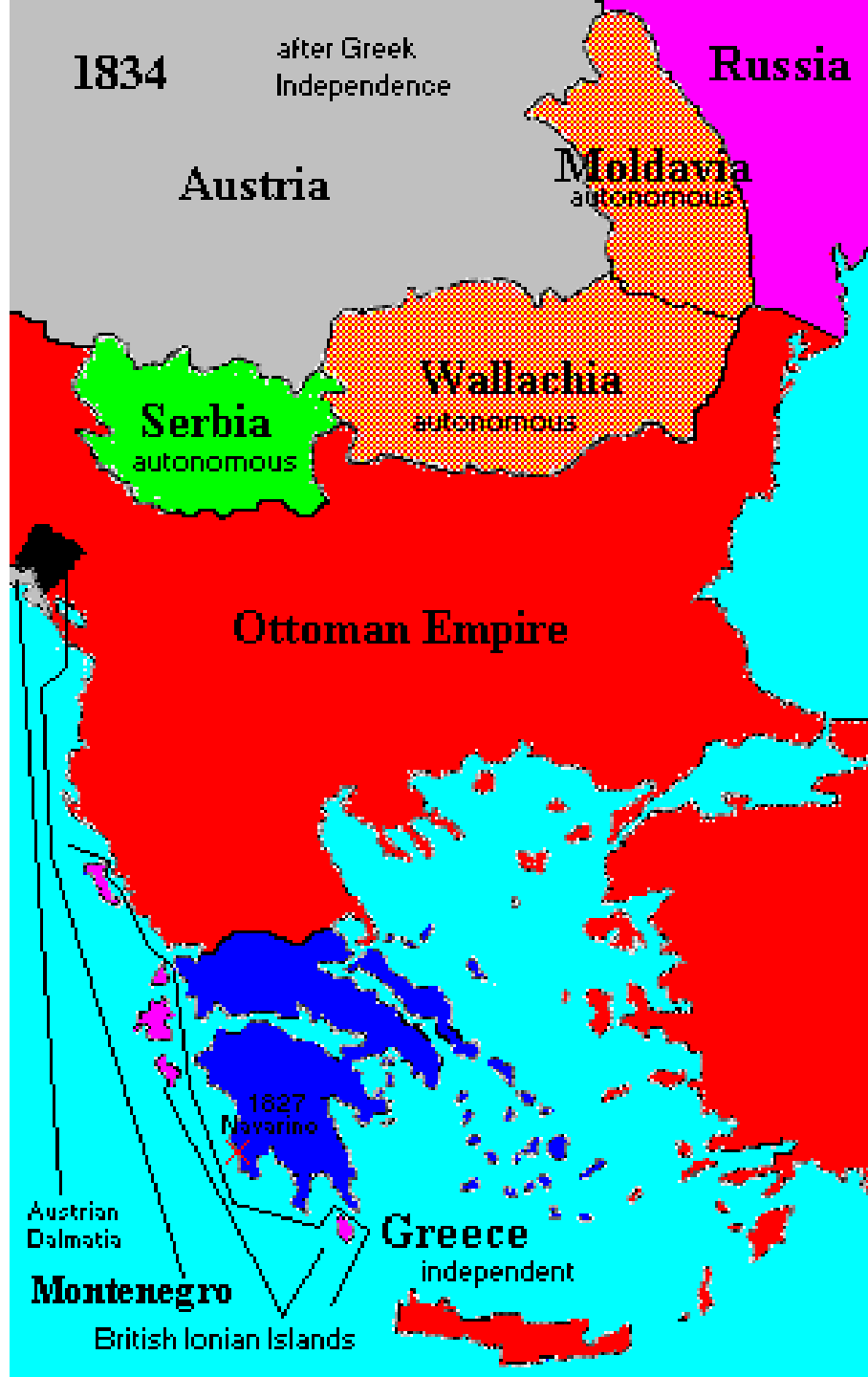




"TURKEY LIMITED"

SULTAN—*"BISMILLAH! Make me into a limited company? M'M - AH - S'pose they'll allow me to join the board after allotment."*





1858

after the Crimean War

Russia

Austria

Romania

autonomous

Serbia

autonomous

Ottoman Empire

Austrian
Dalmatia

Montenegro

British Ionian Islands

Greece





1875

Russia

Austria-Hungary

Romania

autonomous

Serbia

autonomous

Ottoman Empire

Austrian
Dalmatia

Greece

Montenegro

Congress of Berlin, 1878

Russia

Austria-Hungary

Austrian Protectorate,
Bosnia, Herzegovina,
& Novi Pazar

Serbia
independent

Romania
independent

Bulgaria
autonomous

East Rumelia

Ottoman Empire

Greece

Montenegro
independent





1912

before the Balkan Wars



Russia

Austria-Hungary

Romania

Serbia

Bulgaria

Turkey

Greece

Montenegro

1913-1914

after the Balkan Wars, & before
World War I







After World War II

1947

Hungary

USSR

Romania

Yugoslavia

Bulgaria

Greece

Turkey

Albania





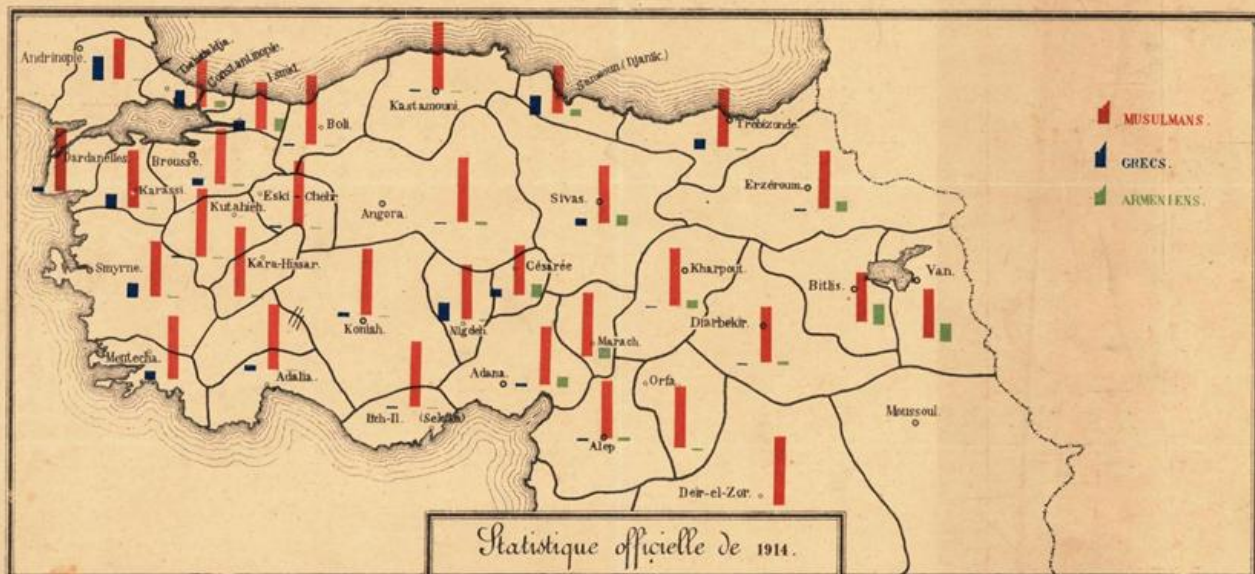
Nüfus Tablosu

Tarihî nüfus		
Yıl	Nüfus	%±
1520	11.692.480	—
1566	15.000.000	%+28.3
1683	30.000.000	%+100.0
1831	7.230.660	%-75.9
1856	35.350.000	%+388.9
1881– 93	17.388.604	%-50.8
1905	20.884.000	%+20.1
1906	20.975.345	%+0.4
1919	14.629.000	%-30.3

Resmi nüfus sayımına göre 1906 yılında Osmanlı İmparatorluğu'ndaki Milletlerin nüfus dağılımı		
Millet	Sayı	Toplam nüfusa oranı
Müslümanlar ^a	15,498,747 - 15,518,478	76.09% - 74.23%
Yunanlılar ^b	2,823,065 - 2,833,370	13.86% - 13.56%
Ermeniler ^c	1,031,708 - 1,140,563	5.07% - 5.46%
Bulgarlar	761,530 - 762,754	3.74% - 3.65%
Yahudiler	253,435 - 256,003	1.24% - 1.23%
Protestanlar ^d	53,880	0.26%
Diğerleri ^d	332,569	1.59%
Toplam	20,368,485 - 20,897,617	100.00%

Notes: ^a Tüm müslümanları içerir. Çoğunluğu Türkler, Araplar ve Kürtlerden oluşur.
^b Yunan halkı Yunan Ortodoks kilisesine bağlı tüm Hıristiyanları içerir. Slavlar ve Arnavutları içerir.
^c Çeşitli Asur kiliselerini içerir.
^d İlk kaynak Protestanları ve diğerlerini içermez.

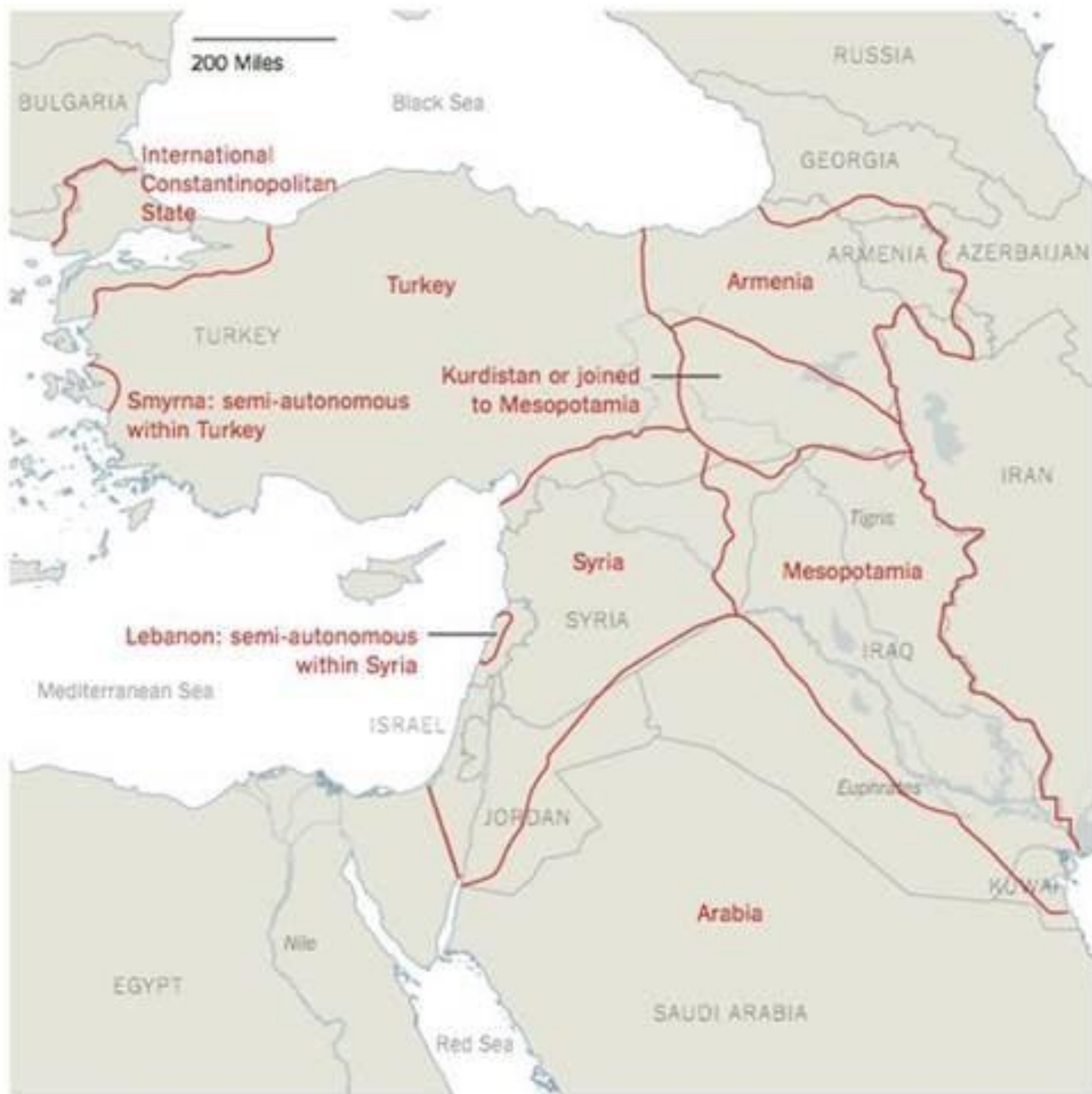
Proportions des populations musulmanes, grecques et arméniennes
 en Asie-Mineure d'après la statistique officielle de 1914.



Statistique officielle de 1914.


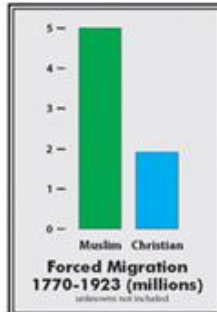
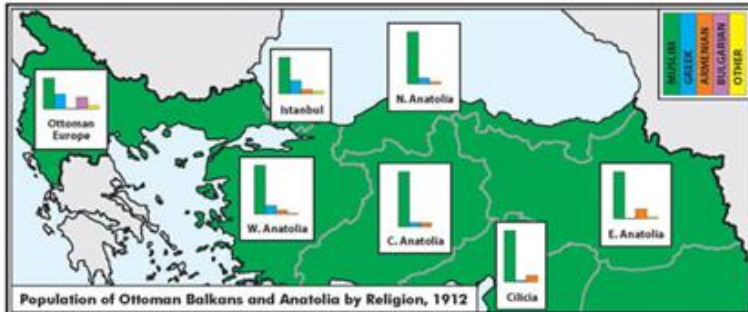
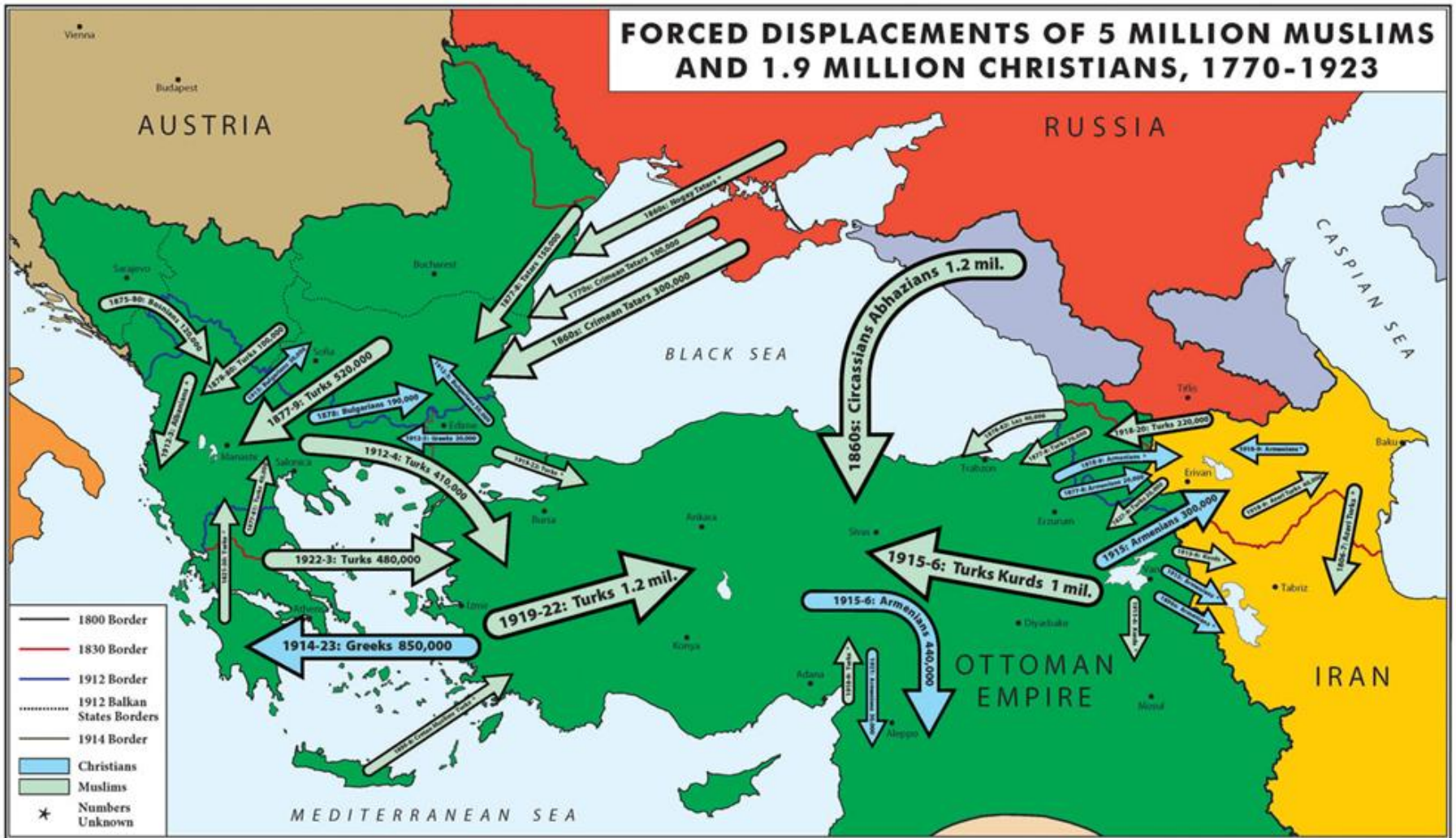
VILAYETS.	MUSULMANS	GRECS	ARMÉNIENS	VILAYETS.	MUSULMANS	GRECS	ARMÉNIENS	VILAYETS.	MUSULMANS	GRECS	ARMÉNIENS
ANDRINOPLE.	360.411	224.680	19.775	BARDANELLES: (Sandjak)	149.905	8.550	2.474	KONIAH.	750.712	25.150	12.971
ADANA.	341.905	8.974	52.650	DIARBEKIR.	492.101	1.955	65.950	KUTAHIA. (Sandjak)	505.548	8.755	4.548
ADALIA. (Sandjak)	239.762	12.585	650	DJANIK. (Sandjak)	265.950	98.759	27.519	MARASCH. (Sandjak)	152.045	54	32.522
ANGORA.	877.285	20.240	51.556	ERZEROUH.	675.297	4.864	134.577	MEXTECHA. (Sandjak)	188.916	10.923	12
ALEP.	576.520	21.954	49.845	ESKI-CHEHR: (Sandjak)	140.678	2.615	8.592	NIGDE. (Sandjak)	227.100	58.512	4.956
AIDIN. (Smyrne.)	1.249.067	299.097	20.287	ISMIDT. (Sandjak)	226.859	40.048	55.852	ORFA. (Sandjak)	149.584	2	16.718
BITLIS.	309.999	-----	117.492	ITCH-IL. (Sandjak)	102.054	2.507	541	SIVAS.	959.755	75.524	147.099
BOL I. (Sandjak)	399.281	5.151	2.979	KARA-HISSAR: (Sandjak)	277.689	652	7.459	TREBIZONDE.	921.128	161.574	58.899
BROUSSE.	474.114	74.927	60.119	KARASSI. (Sandjak)	359.804	97.497	8.655	TGHATALIJA. (Sandjak)	20.048	56.791	842
CESAREE. (Sandjak)	184.292	26.590	50.174	KASTAMOUNI.	737.502	20.958	8.959	VAN.	179.580	1	67.792
CONSTANTINOPLE	560.434	205.752	35.380	KHARPOUT.	446.579	971	79.821	ZOR. (Sandjak)	65.770	45	132

SELEVE
 NOMBRES
 No. 2/12



By The New York Times

FORCED DISPLACEMENTS OF 5 MILLION MUSLIMS AND 1.9 MILLION CHRISTIANS, 1770-1923



Modern Romania

